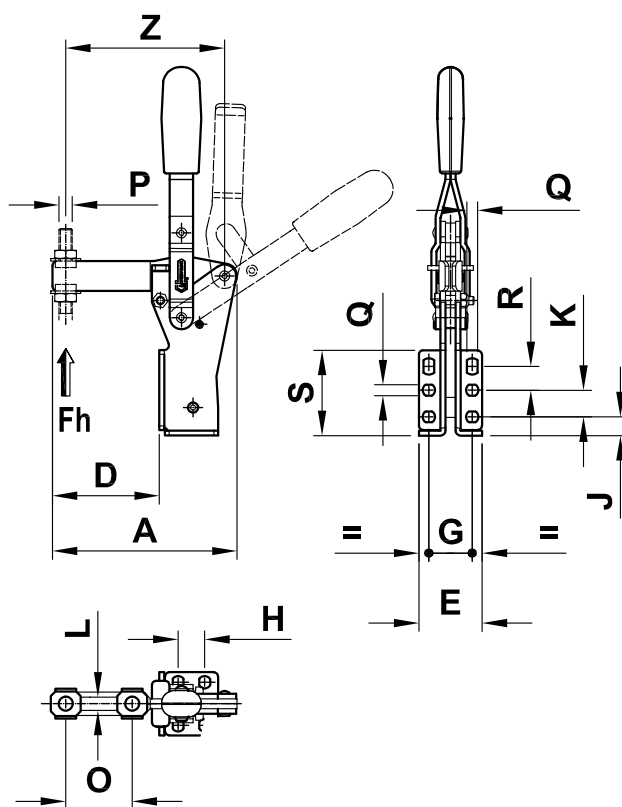
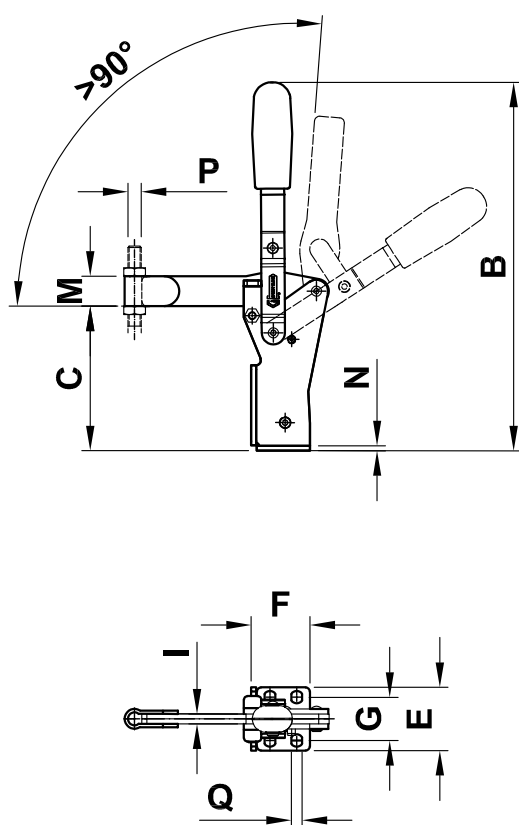



FORM AVF



FORM EVF



VERTICAL SERIES WITH STRAIGHT AND FRONT BASE

Material:

Galvanized steel

Riveted pivots:

Galvanized steel

Supporting bushes:

Hardened and ground steel

Handles:

Red polyurethane resistant to oils, grease and other chemical agents.

Performance:

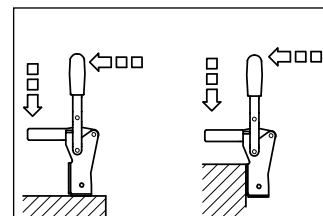
Form AVF with open clamping lever and two flanged washers.

Form EVF with full clamping lever and bolt retainers to be welded in the desired position and angle.

Spindles:

To be ordered separately (see Accessories on page 87).

A special grease is placed between two contacting surfaces during assembly. This pneumatic actuated series is found on page 79.



Code	Description	A	B	C	D	E	F	G	H	I	J	K	L	M	N	O	P	Q	R	S	Z	Fh (daN)	gr.
AA090	75/AVF	67	120	43	35,5	34	22	24	12,5		10	12,5	5,2	11	2	20	M5	4,5		30	56	75	130
AA092	75/EVF	67,5	120	43	36,5	34	22	24	12,5	4	10	12,5		11	2		M5	4,5		30		75	130
AA142	130/AVF	85	184	70	43	42	28	27	12,5		16	12,5	6,2	16	2,5	28	M6	5,6	12,5	49	71	110	300
AA144	130/EVF	86	184	70	44	42	28	27	12,5	5	16	12,5		16	2,5		M6	5,6	12,5	49		110	300
AA223	230/AVF	111	222	87	64	38	32	26	16		11	16	8,5	18	3	40	M8	6,5	14,25	51	94	220	500
AA228	230/EVF	112	222	87	65	38	32	26	16	6	11	16		18	3		M8	6,5	14,25	51		220	500
AA322	330/AVF	129	259	108	71	48	45	30	28		19	30	10,5	22	3,5	45	M10	8,5	20	79	110	260	800
AA328	330/EVF	131	259	108	73	48	45	30	28	7	19	30		22	3,5		M10	8,5	20	79		260	800