

VERTICAL SERIES



VERTICAL SERIES WITH FOLDED BASE

Some sizes of this series are also produced in stainless steel and are shown below in red.

Material:

Galvanized steel or **AISI 304 stainless steel**

Riveted pivots:

Galvanized steel or **AISI 304 stainless steel**

Supporting bushes:

Hardened and ground steel (for sizes ≥ 130)

Handles:

Red polyurethane; resistant to oils, grease and other chemical agents.

Performance:

Form A and **form AX** with open clamping lever and two flanged washers. Form E and **form EX** with full clamping lever and bolt retainers to be welded in the desired position and angle.

Spindles:

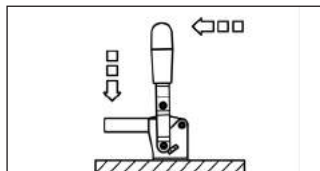
To be ordered separately (see Accessories on page 76).

Characteristics and applications:

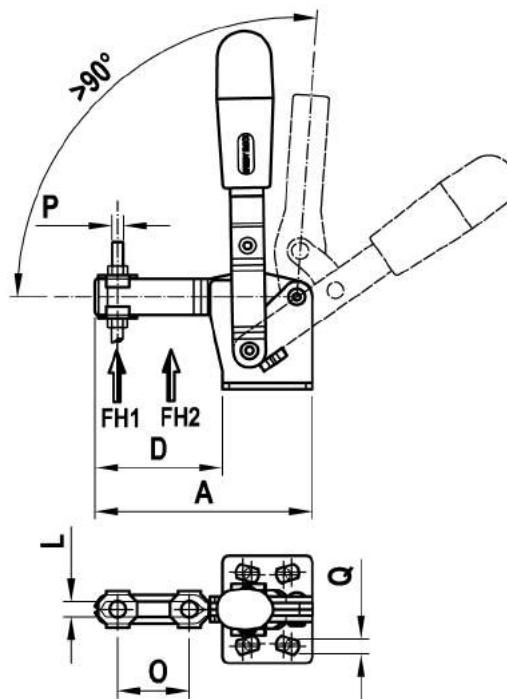
During the closing, the clamping lever is guided laterally to ensure greater stability against possible transverse stresses.

These tools are designed to prevent the operator's fingers from being crushed by the levers when opening.

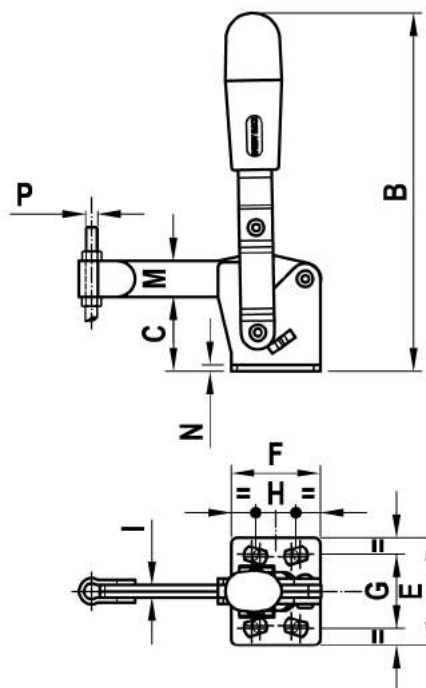
A special grease is placed between two contacting surfaces during assembly. This pneumatic actuated series is found on page 69.



FORM A



FORM E



Code	Description	Stainless steel Code	Stainless steel	A	B	C	D	E	F	G	H	I	L	M	N	O	P	Q	Fh1 (daN)	Fh2 (daN)	gr.
AA520	75/A	AS095	75/AX	66.5	98	20.5	37.5	34	29	24	15-16		5.2	11	2	20	M5	4.5	75	160	98
AA524	75/E	AS105	75/EX	67	98	20.5	38	34	29	24	15-16	4		11	2		M5	4.5	75		100
AA530	130/A	AS150	130/AX	85	142	28	50	42	35	27-29	12.5-19		6.2	16	2.5	28	M6	5.6	105	175	230
AA534	130/E	AS160	130/EX	86	142	28	51	42	35	27-29	12.5-19	5		16	2.5		M6	5.6	105		235
AA540	230/A	AS180	230/AX	110.5	168	33.5	67.5	45	43	32	19-20		8.5	18	3	40	M8	6.7	200	320	380
AA544	230/E	AS190	230/EX	112	168	33.5	69	45	43	32	19-20	6		18	3		M8	6.7	200		390
AA550	330/A			129	195	43	79	65	50	45-46	29-32		10.5	22	3.5	43	M10	8.5	240	400	604
AA554	330/E			130.5	195	43	80.5	65	50	45-46	29-32	7		22	3.5		M10	8.5	240		604
AA560	430/A			164	247	55.5	106	65	58	45	32		12.5	26	4	64	M12	8.5	280	500	1100
AA564	430/E			166	247	55.5	108	65	58	45	32	10		26	4		M12	8.5	280		1100
AA570	530/A			223	303	84.5	143	95	80	70	50-51		12.5	32	7	90	M12	12.5	450	875	2110
AA574	530/E			225	303	84.5	145	95	80	70	50-51	10		32	7		M12	12.5	450		2110