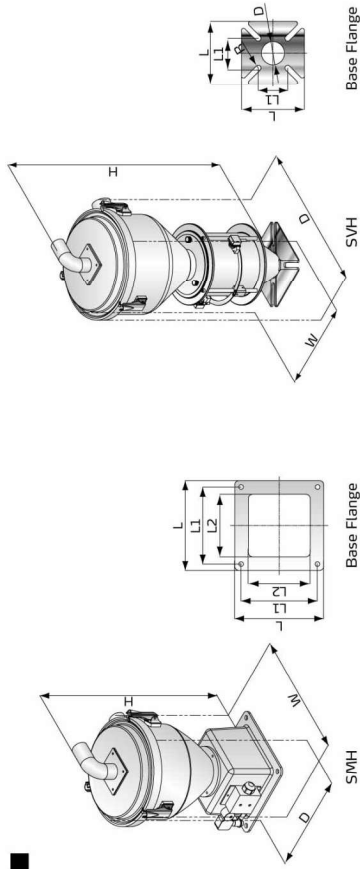


SVH/SMH Series



SVH Specifications

Model	Hopper		
	Hopper capacity (L)	Dimension HxWxD (mm)	Weight (kg)
SVH-3L	3	460x260x315	3
SVH-6L	6	600x260x305	7
SVH-12L	12	700x300x365	11
SVH-24L	24	1120x360x375	13

SVH Base mounting dimensions

Model	L1 (mm)	L1 (mm)	D (mm)	R (mm)
SVH-3L	120	50	4	65
SVH-6L	150	70	55	65
SVH-12L	180	80	55	65
SVH-24L	180	80	80	65

SMH Specifications

Model	Hopper		
	Hopper capacity (L)	Dimension HxWxD (mm)	Weight (kg)
SMH-6L	6	460x260x315	7
SMH-12L	12	515x325x350	7
SMH-24L	24	720x325x375	9

SMH Base mounting dimensions

Model	L1 (mm)	L1 (mm)	L2 (mm)
SMH-6L	210	180	146
SMH-12L			
SMH-24L			



SHR-U

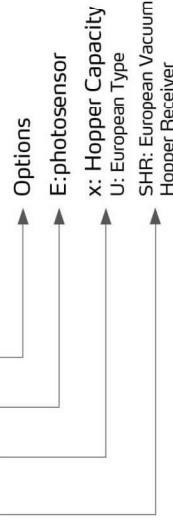


SHR-U-E

SHR-U-(E) Series

Coding Principle

SHR - xU - (E) - xxx



Features

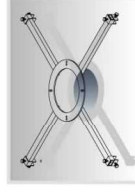
- This series of products are mainly used for collocating with Hopper Loader SAL-UG and Compact Dryer SCD. With SAL-UG, adopts GP connector, with SCD, adopts 4P connector.
- SHR-U is suitable to mount on Shiri Dryer, storage tank or other containers as receiving device in material conveying process.
- SHR-U-E equipped a glass-pipe temporary storage device at the bottom, which is suitable to mount at the inlet of the molding machine. It ensures no material storage of the molding machine during suction process to achieve successive production.
- Stainless steel hopper ensures no material contamination
- Standard equipped with steel wire filter screen

Accessory Option

- Optionally provide multi-functional installation frame HMB-900 with 900mm largest dia. adjusting range for selection. Add "HMB" at the end of the model code.
- Options with storage collective hopper SCH-U and heat-insulated collective hopper SICH-U are available for direct mounting hopper receiver SHR-U at the inlet of the molding machine.
- Quick mixing valve can be opted to work with proportional valve to enhance mixing effect. Add "QW" at the end of the model code.
- For filter auto-purging device, add "F" at the end of the model code.
- SHR-12U and above models are available to option with air accumulator to enhance purging effect. Add "A" at the end of the model code.
- For models optional with non-return valve to avoid air leakage of shared pipe, add "RSV" at the end of the model code.



Air accumulator



Multifunctional installation frame



Auto-purging device